

THE *Distributor with a Difference*

PRSR.T. STD.
U.S. POSTAGE
PAID
PERMIT NO. 89
SAN RAMON, CA

Catalogue #51



**FIRST
LIGHT™**
Lighting Systems

Wholesale Prices!
(800) 788-6196 • (510) 786-6190
(888) 786-9306 Fax

Locally Owned Since 1991

HAYWARD

21060 Alexander Ct (at West Winton)
Hayward, CA 94545

Order online now at
www.firstlightsystems.com

BUSINESS HOURS

7:30 am – 5:00 pm

Monday thru Thursday

7:30 am – 4:30 pm

FRIDAY

After Hours Voice Mail

CALL TODAY!

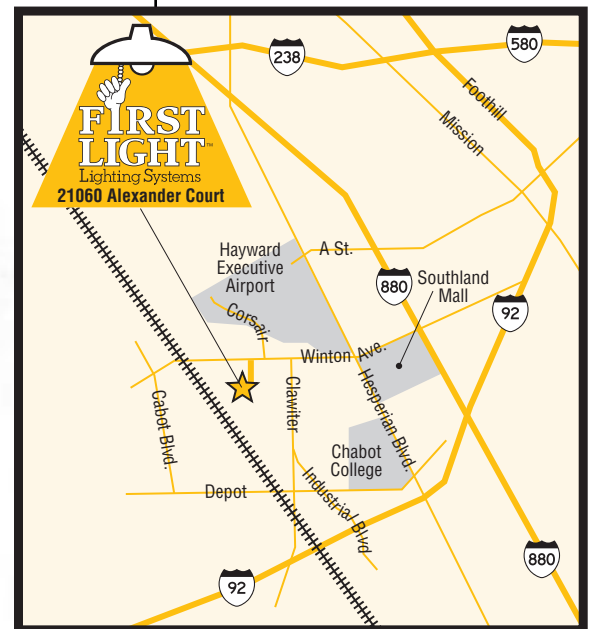
Attention: Maintenance Buyer/Property Manager/Chief Engineer

Prices subject to change

All products carry First Light Lighting Systems' full replacement guarantee.

Orders for less than six standard cases are subject to delivery charges.

QUALITY, COMMERCIAL PRODUCTS



**Be sure to visit us
on the web at:**

www.firstlightsystems.com

or

Call (800) 788-6196

www.firstlightsystems.com • (800) 788-6196 • MasterCard • VISA • American Express 1

DECORATIVE • EXIT • HEAT • SHOWCASE • CIRCLINE

DECORATIVE LAMPS

15, 25, 40 & 60 WATT
Straight Tip or Bent Tip
Candelabra or Medium
Your Choice 69¢ ea.



See Page 3
for Fluorescent
Energy Saving FL's

G-16 1/2 2 1/2"
15, 25, 40 & 60 WATT
Clear or White
Candelabra Base
79¢ ea.



G-25 3"
25, 40, 60 & 100 WATT
Clear or White
Medium Base
\$1.39 ea.



G-40 5"
\$2.49 ea.




SHATTER PROOF HEAT LAMPS

Instant heat when and where you want it!

250 Watt Clear or Red
Shatter Proof Heat Lamps

Clear \$ 8.95 ea.
Red \$10.95 ea.



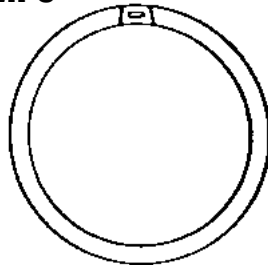
Non-coated lamps:

Clear \$4.39 ea.
Red \$6.95 ea.

We will beat any confirmed competitive pricing by 10%.

CIRCLINE FLUORESCENT LAMPS

FC6T9/CW \$4.95 ea.
FC6T9/WW \$5.85 ea.
FC8T9/CW \$4.95 ea.
FC8T9/WW \$5.95 ea.
FC12T9/CW \$5.25 ea.
FC12T9/WW \$8.75 ea.
FC16T9/CW \$6.95 ea.

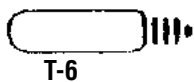


12 PK

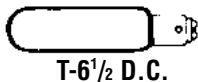
Replacement Ballasts and Starters Available

EXIT BULBS (See page 11 for LED exit signs)

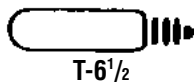
Ordering Code	Desc.	Lamp Watts	Lamp Base	Price
F6T5CW				\$2.85 ea.
F8T5/CW				\$3.15 ea.
F13T5/CW				\$3.75 ea.
20T6 1/2	T-6 1/2 Frost	20	Intermediate	\$2.39 ea.
20T6 1/2 IF/DC	T-6 1/2 Frost	20	D.C. Bayonet	\$2.89 ea.
15T6 145V	T-6 Frost	15	Candelabra	\$2.29 ea.
15T6 130V	T-6 Clear	15	Candelabra	\$1.69 ea.



T-6



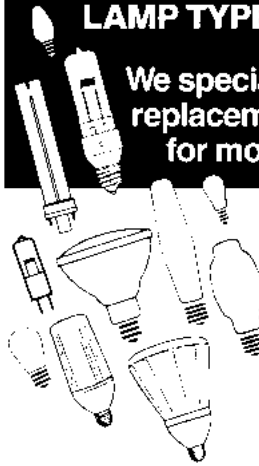
T-6 1/2 D.C.



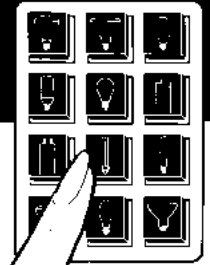
T-6 1/2

HARD TO FIND / HARD TO FIT
LAMP TYPES / SOCKETS

We specialize in locating
replacement light bulbs
for most situations



- Expertise in Lighting
- Fast Efficient Service
- Full Line of Philips Lamps in Stock
- Get the Most For Your Lighting Dollar



CALL US FOR ALL YOUR LIGHTING NEEDS!

INDOOR FLOODS


INDOOR FLOODS



R20



R30



R40

65BR30/FL (12PK.) \$2.89 each
45R20 (12 PK.) \$2.95 each
65BR40/FL (24 PK.) \$3.25 each

STANDARD LIGHT BULBS

STANDARD LIGHT BULBS

120 Volt, 48 bulbs per case
40, 60, 75, or 100 Watt

.45¢ each



Long Life 5,000 hours; Brass Base
25, 40, 60, 75, or 100 Watt (24 PK.)

\$1.79 each

**Prices are for full cases only.*

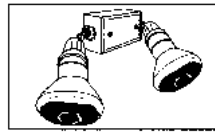
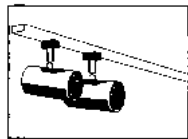
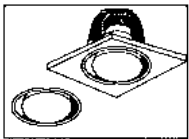
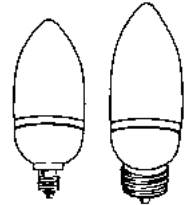
SPRINGLAMP
Springlamp® CFL, Electronic,
120 volts, 10,000 Hours Avg. Life

Item #	Wattage	Incandescent Watt Comparison	PRICE
28913	15	60	\$ 4.88 ea.
28918	20	75	\$ 4.88 ea.
28923	23	90	\$ 5.25 ea.
28927	27	100	\$ 5.63 ea.
28942	42	150	\$11.52 ea.



DECO LAMPS
Decorative Mini CFL, Electronic,
120 volts, 8,000 Hours Avg. Life

Item #	Wattage	Incandescent Watt Comparison	PRICE
10704C	4	15	\$5.98 ea.
10709	9	40	\$6.78 ea.
10709C	9	40	\$6.78 ea.
10714	14	60	\$6.98 ea.
10714C	14	60	\$6.98 ea.




One Piece CFL, Floodlights, Electronic
120 volts, 10,000 Hours Avg. Life

Item #	Wattage	Incandescent Watt Comparison	PRICE
1R2014	14	50	\$7.98 ea.
1R3016	16	60	\$7.98 ea.
1R4019	19	75	\$8.48 ea.
1P3819	19	75	\$9.70 ea.



GLOBE LAMPS
One Piece CFL Decorative Globe,
120 volts, 8,000 Hours Avg. Life

Item #	Wattage	Incandescent Watt Comparison	PRICE
1G1002C	2	10	\$5.98 ea.
1G2002C	2	15	\$5.98 ea.
1G2004C	4	25	\$6.98 ea.
1G2514	14	60	\$6.98 ea.
1G3019	19	75	\$7.98 ea.
1G4019	19	75	\$8.62 ea.



We will beat any confirmed competitive pricing by 10%.

MaxLite ENERGY EFFICIENT LIGHTING
(CALL FOR PRICING)

DECORATIVE LED BULBS

Watts	Order Code	Model Number	Incandescent Equivalent	Base	Lamp Life (Hours)	Dimensions (W" x MOL)	K
15	70665	SKR3815DWWLED	75	E26	50,000	4.75 X 4.9	2750



LED SCREW-IN PARS

Watts	Order Code	Model Number	Incandescent Equivalent	Beam Angle	Lamp Life (Hours)	Dimensions (W" x MOL)	K
12	70366	SKR3812WWLED	75	30°	50,000	4.8 X 4.9	3000
12	70367	SKR3812DLLED	75	30°	50,000	4.8 X 4.9	5000
10	70368	SKR3010WWLED	60	30°	50,000	3.7 X 4.3	3000
10	70369	SKR3010DLLED	60	30°	50,000	3.7 X 4.3	5000
5	70370	SKR2005WWLED	45	30°	50,000	2.9 X 4.05	3000
5	70371	SKR2005DLLED	45	30°	50,000	2.9 X 4.05	5000



LED MR16

Watts	Order Code	Model Number	MR16 Equivalent	Beam Angle	Lamp Life (Hours)	Dimensions (W" x MOL)	K
4	70374	SKMR1604WWLED	30	38°	50,000	2.1 X 2.0	3000
4	70375	SKMR1604DLLED	30	38°	50,000	2.1 X 2.0	5000



COMMERCIAL GRADE FLUORESCENTS & FIXTURES

**"Most Popular"
T-8 4 FT Fluorescent!**

	32 WATT T8 4 FOOT	700 Series \$1.65
	F32T8TL 730, 735, 741, 830, 835, 841 (25 PACK)	800 Series \$2.30

	34 WATT F40CW/RS/EW 4 FOOT	\$.99
	34 WATT F40WW/RS/EW 4 FOOT (30 pack) T12	\$1.45 Energy Saver

	59 WATT T8 8 FOOT	700 Series \$5.55
	F96T8TL 730, 735, 741, 830, 835, 841*** (24 PACK)	800 Series \$6.45

*** For use with electronic Ballasts. See page 6

	60 WATT F96T12/CW/EW 8 FOOT	*** 10 cases or more, call for quote
	8 Foot Cool White 15 per case	Energy Saver

\$2.75 ea

**CALL FOR SPECIAL
PRICING FOR ORDERS
OF 50 CASES OR MORE!**

	95 WATT F96T12/CW/HO/EW 8 FT	F96T12/CW/VHO 8 FT
	High Output. 15 per case. \$5.75 each	Very High Output. 15 per case. Energy Saver

\$12.65 ea

COMMERCIAL GRADE FLUORESCENT FIXTURES

**All With Energy Saving Ballasts* or Triad Electronic / Howard Ballasts
Commercial Grade Fixtures • Replacement Sockets in Stock! (Tubes Not Included)**

We will beat any confirmed competitive pricing by 10%.

ELECTRONIC BALLASTED-T8*

3 LAMP (2'x4') **\$49.33**


*One ballast per fixture



ELECTRONIC BALLASTED-T8*

2 LAMP **\$48.80**
3 LAMP **\$61.35**
4 LAMP **\$61.35**

*One Ballast

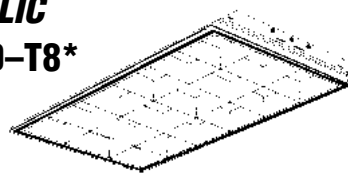


LAY-IN - T BAR PARABOLIC

ELECTRONIC BALLASTED-T8*

2 LAMP (2'x2') **\$58.66**
3 LAMP (2'x4') **\$69.35**

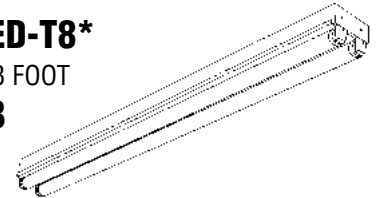
*One Ballast



ELECTRONIC BALLASTED-T8*

2 LAMP/4 FOOT **\$33.38** 4 LAMP/8 FOOT **\$51.33**


*One Ballast



ELECTRONIC BALLASTED-T8*

2 LAMP/4 FOOT **\$39.95** 4 LAMP/8 FOOT **\$70.98**

*One Ballast

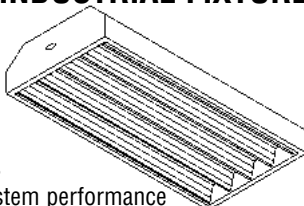


**Your Customer Service Representatives are:
Robert, Vicki and Tom**

SERIES 555 HIGH/LOW BAY INDUSTRIAL FIXTURE

- Designed to replace HID fixtures
- T5 HO lamp (4-lamps) technology eliminates restrike delay and maintains a higher percent of rated lumens
- Provides 82 CRI, operates cooler and uses significantly less energy than HID's
- Reflector design provides maximum system performance
- MIRO 4 high reflective finish

*Local Manufacturer



\$217.85

RECYCLING INFORMATION
See page 7



**Give your Business A Great New Look! • Colors Appear Richer – More Natural
Merchandise & Decor Look More Appealing; People Look Better**

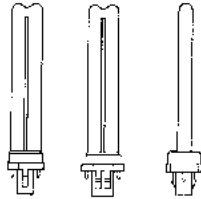
PHILIPS COMPACTS

LOW WATTAGE PLS – 27K* (10 PK.)

- 5 Watt
- 7 Watt
- 9 Watt
- 13 Watt
- 10 per pk.

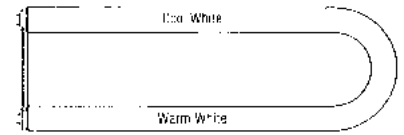
\$2.10 each

*35K-41K available, add \$0.20



U TUBES

- FB40SPEC30/U/6 **\$8.95**
- FB40SPEC35/U/6 **\$8.95**
- FB40SPEC41/U/6 **\$8.95**
- FB40CW/U/6/EW **\$4.98**
- FB40WW/U/6/EW **\$4.98**



34 watt energy savers. U3 sizes also available.

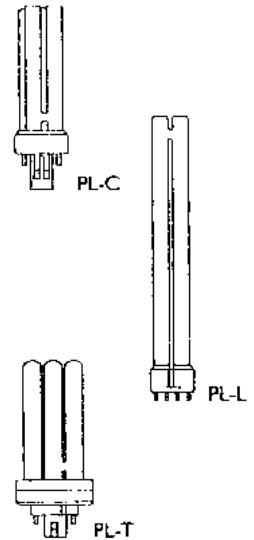
PL-L LONG 4-PIN FLUORESCENT LAMPS (25 PK.)

18 Watt	8 5/16	PL-L 18W/30
18 Watt	8 5/16	PL-L 18W/41
24 Watt	12 11/16	PL-L 24W/30
24 Watt	12 11/16	PL-L 24W/41
36 Watt	16 7/16	PL-L 36W/30
36 Watt	16 7/16	PL-L 36W/35
36 Watt	16 7/16	PL-L 36W/41
38 Watt	22 1/2	PL-L 40W/30/RS
38 Watt	22 1/2	PL-L 40W/35/RS
38 Watt	22 1/2	PL-L 40W/41/RS
50 Watt	22 1/2	PL-L 50W/30/RS
50 Watt	22 1/2	PL-L 50W/35/RS

\$8.75 ea

PL-T Triple 4-Pin Fluorescent Lamps (12 PK.)

- 18 PL-T GX24q-2 PL-T 18W/827/4P/ALTO
- PL-T 18W/830/4P/ALTO
- PL-T 18W/835/4P/ALTO
- PL-T 18W/841/4P/ALTO
- 26 PL-T GX24q-3 PL-T 26W/827/4P/ALTO
- PL-T 26W/830/4P/ALTO
- PL-T 26W/835/4P/ALTO
- PL-T 26W/841/4P/ALTO
- 32 PL-T GX24q-2 PL-T 32W/827/4P/ALTO
- PL-T 32W/830/4P/ALTO
- PL-T 32W/835/4P/ALTO
- PL-T 32W/841/4P/ALTO
- 42 PL-T GX24q-2 PL-T 42W/827/4P/ALTO
- PL-T 42W/830/4P/ALTO
- PL-T 42W/835/4P/ALTO
- PL-T 42W/841/4P/ALTO



\$7.75 ea

We will beat any confirmed competitive pricing by 10%.

PLC-QUADS – 27K* (10 PK.)

- *9 Watt **\$5.65 ea**
- *13 Watt **\$5.65 ea**
- *18 Watt **\$7.85 ea**
- *26 Watt **\$7.85 ea**

10 per pk.
4-Pin available, add \$2.00



F32T8 “Daylight” Color Effect

²**Color Temperature**, describes the apparent color, of a light source. Fluorescent light sources of 3000K, for example, Warm White have a warm chromaticity, while 5000K lamps have a higher blue content and are considered to be cooler in color.

	5000K Color Temperature ²	6500K CRI ¹
F32T/TL/850	5000K \$2.45	86
*F32T8/ADV/850	5000K \$3.00	86
**F32T8/TL/950	5000K \$4.15	98


*Highest light out-put **Best color rendering

¹**Color Rendering Index, CRI**, is a relative value that indicates the color rendering quality of a light source. The higher the index number, the better the quality of illumination.

T8 LAMPS

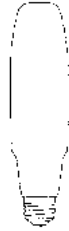
Compact size, low system wattage plus a choice of color options.

Description	Lumens Initial	Lamp Life	
F17T8/TL830			\$2.90
F17T8/TL835	1375	20,000	
F17T8/TL841			
F25T8/TL830			\$2.90
F25T8/TL835	2200	20,000	
F25T8/TL841			
F32T8/TL730/ALTO			\$1.65
F32T8/TL735/ALTO	2850	20,000	
F32T8/TL741/ALTO			
F32T8/TL830/ALTO			\$2.30
F32T8/TL835/ALTO	2950	20,000	
F32T8/TL841/ALTO			



REPLACEMENT HID BALLASTS

High Pressure Sodium, Metal-Halide
Core & Coil Replacement Kits with Capacitor/ignitor




HIGH PRESSURE SODIUM

150 Watt **\$102.95 ea.** 400 Watt **\$147.06 ea.**
250 Watt **\$139.10 ea.** 1000 Watt **\$228.50 ea.**

METAL-HALIDE

175 Watt **\$75.65 ea.** 1000 Watt **\$155.65 ea.**
250 Watt **\$85.77 ea.**
400 Watt **\$98.85 ea.**



**UNIVERSAL ELECTRONIC BALLASTS (10PK)
T-8 BALLASTS**



FOR T8

B232I/120V 1 or 2 Lamp **\$18.95 ea.**
B232I/277V 1 or 2 Lamp **\$18.95 ea.**
B332I/120V 3 Lamp **\$19.95 ea.**
B332I/277V 3 Lamp **\$19.95 ea.**
B432I/120V 4 Lamp **\$20.95 ea.**
B432I/277V 4 Lamp **\$20.95 ea.**



**5 Year Warranty
ELECTRONIC**

**FOR T8 SLIMLINE
8 FT LAMPS (6 PK)**

B259I/120V 2 Lamp **\$28.57 ea.**
B259I/277V 2 Lamp **\$28.57 ea.**

**FOR T12 SLIMLINE
8 FT LAMPS (6 PK)**

B260I/120V 2 Lamp **\$34.93 ea.**
B260I/277V 2 Lamp **\$34.93 ea.**

We will beat any confirmed competitive pricing by 10%.



**UNIVERSAL ELECTRONIC FLUORESCENT
BALLASTS FOR T-12 LAMPS**

BALLASTS

2 Lamp 4-foot Bi-pin 120V **\$19.95**
2 Lamp 4-foot Bi-pin 277V **\$19.95**




***Your Customer Service
Representatives are:
Robert, Vicki and Tom***

FLUORESCENT EMERGENCY BALLAST PACK

The FBP Emergency Ballast Pack is used for economical conversion of standard fluorescent fixtures to emergency units. Easily installed in fixtures containing 2', 3', or 4' T8, T12 lamps with rapid start ballasts.

2', 3', 4' Lamp \$69.50



GE UltraMax Ballasts						
Power	# Lamps	Product Code	Description	Input Voltage		Price Each
Low	1	72258	GE-132-MAX-L/Ultra	Multi-Volt	120	\$18.95
					277	\$18.95
	2	72262	GE-232-MAX-L/Ultra	Multi-Volt	120	\$18.95
					277	\$18.95
Normal	3	71717	GE-332-MAX-L/Ultra	Multi-Volt	120	\$19.95
					277	\$19.95
	4	71725	GE-432-MAX-L/Ultra	Multi-Volt	120	\$20.95
					277	\$20.95
High	1	72259	GE-321-MAX-N/Ultra	Multi-Volt	120	\$18.95
					277	\$18.95
	2	72266	GE-232-MAX-N/Ultra	Multi-Volt	120	\$18.95
					277	\$18.95
High	3	71719	GE-332-MAX-N/Ultra	Multi-Volt	120	\$19.95
					277	\$19.95
	4	71727	GE-432 MAX-N/Ultra	Multi-Volt	120	\$20.95
					277	\$20.95
High	2	49775	GE-232-MAX-H/Ultra	Multi-Volt	120	\$22.46
					277	\$22.46
	3	71714	GE-332-MAX-H/Ultra	Multi-Volt	120	\$23.85
					277	\$23.85
High	4	71723	GE-432-MAX-H/Ultra	Multi-Volt	120	\$24.97
					277	\$24.97

**MERCURY • HIGH PRESSURE SODIUM
LOW PRESSURE SODIUM • METAL HALIDE**



TL4 4 ft. Corrugated 50"x13"x13"
Fluorescent Lamp Box Holds
158 T8 - 73 T12

\$75.87

TL8 8 ft. Corrugated 96"x9"x6"
Fluorescent Lamp Box Holds
36 T8 - 18 T12

\$75.87

TLU Misc. Lamp EPSI PAK
25" x 16" x 11"
Corrugated Lamp Box Holds
18 Unbends & Misc. Lamps

\$75.87

DB5 5 Gal. ESPI PAIL
70 lb. Capacity Plastic Pail
Holds 20 Lighting Ballasts

\$131.25

TB3 3 Gal. ESPI PAIL
60 lb. Capacity Plastic Pail
Holds Various Sized Batteries

\$150.27

*Price includes transportation to the
recycler and documentation of recycling.*



LAMP BALLAST AND BATTERY RECYCLING

NEW LAMP DISPOSAL LAW (Effective February 9, 2004)

California Code of Regulations,

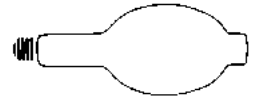
Title 22, Division 4.5, Chapter 23, Section 66273.5:

Applicability—Lamps. (a) (2) on or after **February 9, 2004.**

Generators (handlers) of Universal Waste—Lamp(s) **can no longer dispose of lamps containing Mercury** (i.e. fluorescent lamps, mercury lamps, compact fluorescents, etc.) into the Municipal Landfills without an exemption.

Call us for additional details.

**METAL HALIDE LAMPS - MOGUL BASE
PHILIPS**



Clear		Coated	
MVR175/U	\$16.95 ea.	MVR175/C/U	\$17.95 ea.
MVR250/U	\$16.95 ea.	MVR250/C/U	\$17.95 ea.
MVR400/U	\$16.95 ea.	MVR400/C/U	\$17.95 ea.
MVR1000/U	\$54.30 ea.	MVR1000/C/U	\$63.50 ea.

**PHILIPS AND GENERAL ELECTRIC
MEDIUM BASE METAL HALIDE (12 PK.)**

M50/Medium	Protected arc tube available*
M50/Med/Coated	
M70/Medium	
M70/Med/Coated	M175/Medium
M100/Medium	M175/Med/Coated
M100/Med/Coated	\$25.85 each
M150/Medium	*Add \$3.00 for protected arc
M150/Med/Coated	



HIGH PRESSURE SODIUM LAMPS

Mogul

LU100
LU150/55
LU250
LU400



\$14.25 each

Medium Base

LU50/med
LU70/med
LU100/med
LU150/med



\$16.25 each


LU1000 **\$63.85**
Add \$2.00 for coated lamps.



We will beat any confirmed competitive pricing by 10%.

**SOX LAMPS
LOW PRESSURE SODIUM LAMPS**

SOX 18	\$27.95 ea.
SOX 35	\$27.95 ea.
SOX 55	\$29.95 ea.
SOX 90	\$45.95 ea.
SOX 135	\$57.95 ea.
SOX 180	\$59.95 ea.





GE COMPACT HALOGEN LAMPS

Prices are for full cases only.



HALOGEN COMPACT PAR 30 LAMPS, SHORTNECK

*Smaller size for greater flexibility

*Energy efficiency replacement for R20/R30 lamps

*Long life - 2,500 to 3,000 hrs.

*15 PK




50-Watt	50PAR30/H/SP10-120V	\$5.85
50-Watt	50PAR30/H/FL25-120V	\$5.85
50-Watt	50PAR30/H/FL35-120V	\$5.85
75-Watt	75PAR30/H/SP10-120V	\$5.85
75-Watt	75PAR30/H/FL25-120V	\$5.85
75-Watt	75PAR30/H/FL35-120V	\$5.85

HALOGEN COMPACT PAR 30, LONG NECK

*Energy efficiency replacement for R30 lamps

*Excellent for recessed fixtures

*15 PK



50-Watt	50PAR30L/H/SP10-120V	\$5.95
50-Watt	50PAR30L/H/FL40-120V	\$5.95
50-Watt	50PAR30L/H/WFL-120V	\$5.95
75-Watt	75PAR30L/H/SP10-120V	\$5.95
75-Watt	75PAR30L/H/FL25-120V	\$5.95

We will beat any confirmed competitive pricing by 10%.

FIND THE LAMP SIZE YOU NEED!

	Maximum Overall Length	Face Diameter
PAR 16	3 $\frac{3}{8}$ "	2"
PAR 20	3 $\frac{3}{8}$ "	2 $\frac{1}{2}$ "
PAR 30 / Short	3 $\frac{3}{8}$ "	3 $\frac{3}{4}$ "
PAR 30 / Long	4 $\frac{1}{2}$ "	3 $\frac{3}{4}$ "
PAR 38	5 $\frac{5}{8}$ "	4 $\frac{3}{4}$ "
R 30	5 $\frac{5}{8}$ "	3 $\frac{3}{4}$ "
R 40	6 $\frac{1}{2}$ "	5"

HALOGEN COMPACT PAR 20 LAMPS

*Smaller size for greater flexibility


*Energy efficiency replacement for R20 lamps

*15 PK



50-Watt	50PAR20/H/SP10-120V	\$5.85
50-Watt	50PAR20/H/FL25-120V	\$5.85

GE "CONSTANT COLOR" OPEN REFLECTOR/MR 16, 12V

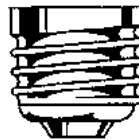
Wattage		Qty.	Price	Hours
ESX 20 watts NSP		10 Pk.	\$4.85 each	5000
BAB 20 watts FL		10 Pk.		5000
EXN 50 watts FL		10 Pk.		6000
EXT 50 watts NSP		10 Pk.		6000
EXZ 50 watts NFL		10 Pk.		6000

EYC 71 watts FL	10 Pk.	\$5.75 each	4000
EYF 71 watts NSP	10 Pk.		4000

GE "CONSTANT COLOR" COVERED REFLECTOR

Wattage	Qty.	Price	Hours
ESX 20 watts NSP	10 Pk.	\$5.75 each	5000
EXT 50 watts NSP	10 Pk.		6000
EXN 50 watts FL	10 Pk.		6000

BASES



Mogul



Medium



Intermediate



Candelabra



Double Contact Bayonet

Discounts available for quantity purchases.

Prices are for full cases only.

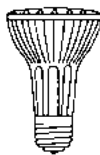
**Philips-Halogen
(2000 Hours Average Life) 120V**

Wattage	Qty.	Price
45PAR16/SP10	15 Pk.	\$7.95 each
45PAR16/NFL27	15 Pk.	
60PAR16/SP10	15 Pk.	\$7.95 each
60PAR16/NFL27	15 Pk.	




Reflector-Shortneck 120V

Wattage	Qty.	Price
50PAR20/NSP9	15 Pk.	\$4.85 each
50PAR20/SP16	15 Pk.	
50PAR20/NFL30	15 Pk.	
50PAR30S/SP10	15 Pk.	\$4.95 each
50PAR30S/FL30	15 Pk.	
50PAR30S/FL40	15 Pk.	
75PAR30S/FL	15 Pk.	\$4.95 each
75PAR30S/SP	15 Pk.	



Longneck 120V

Wattage	Qty.	Price
50PAR30L/NSP9	15 Pk.	\$5.25 each
50PAR30L/SP16	15 Pk.	
50PAR30L/NFL30	15 Pk.	
50PAR30L/FL40	15 Pk.	
50PAR30L/WFL60	15 Pk.	
75PAR30L/NSP9	15 Pk.	
75PAR30L/SP16	15 Pk.	\$5.25 each
75PAR30L/NFL30	15 Pk.	
75PAR30L/FL40	15 Pk.	



Par 38 (2500 Hours Average Life) 120V

Wattage	Qty.	Price
45PAR38/FL28	12 Pk.	\$4.99 each
45PAR38/SP12	12 Pk.	



60Par 38-Reflector 120V

Wattage	Qty.	Price
60PAR38/SP9	12 Pk.	\$5.65 each
60PAR38/SP12	12 Pk.	
60PAR38/FL28	12 Pk.	



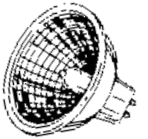
75PAR38/SP10	12 Pk.	\$4.99 each
75PAR38/FL27	12 Pk.	
90PAR38/FL28	12 Pk.	\$4.99 each
90PAR38/SP12	12 Pk.	



Quality Imports

Open Reflector/MR16, 12V

Wattage	Qty.	Price
ESX 20 watts NSP	12 Pk.	\$2.99 each
BAB 20 watts FL	12 Pk.	
EXN 50 watts FL	12 Pk.	
EXT 50 watts NSP	12 Pk.	
EXZ 50 watts NFL	12 Pk.	



**Your Customer Service
Representatives are:
Robert, Vicki and Tom**

We will beat any confirmed competitive pricing by 10%.



BULB CHANGING TOOLS

THE BEBE

Fully insulated, removes broken bulb bases. New fork with better gripping power

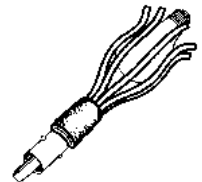
\$16.23



STICKY FINGERS

Rubber-coated fingers provide superior adhesive turning power. Adjustable to fit onto various shaped bulbs.

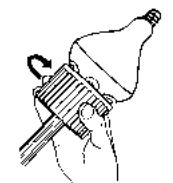
\$16.95



FLOOD SUCKER

Fully insulated, replaces flood lights and bulbs, 300 watts and larger

\$21.80



**HIGH ACCESS
EXTENSION POLES**

Each pole includes threaded cone. Listed size is extended length.

3 SECTION

18 ft. EP18 **\$72.60**





LR4 4" Recessed Architectural Downlight

The LR4 is a recessed architectural downlight designed for use in commercial and residential applications. Available with a moderate or deep recess angle offering flexibility to meet diverse lighting design requirements. It is suitable for use in insulated and non-insulated ceilings. The LR4 generates white light with LED's in a new way that enables an unprecedented combination of light output, efficacy, beautiful color, and affordability.

Luminaire is ordered as three components which ship separately (housing, light engine and reflector)

Housing - H4

Light Engine

- LR4E-15** 120V, Moderate recess, 2700K
- LR4E-15C** 120V, Moderate recess, 3500K
- LR4E-30** 120V, Deep recess, 2700K
- LR4E-30C** 120V, Deep recess, 3500K

Reflector

- LT4-15A** Moderate recess diffuse anodized
- LT4-30A** Deep recess diffuse anodized

Color Options:

Black, Graphite, Mocha, Pewter, Wheat, White Paint



LR6 6" Downlight Module

The LR6 is a downlight module for new construction and retrofit that installs easily in most standard six inch recessed IC or non IC housings. The LR6 generates white light with LED in a new way that enables an unprecedented combination of light output, high efficacy, beautiful color and affordability.

- LR6** 120V, Incandescent Color (2700K), Edison Base (standard)
- LR6-GU24** 120V, Incandescent Color (2700K), GU24 Base
- LR6C** 120V, Neutral Color (3500K), Edison Base
- LR6C-GU24** 120V, Neutral Color (3500K), GU24 Base

Accessory Trims

- LT6A** Diffuse anodized trim
- LT6AW** Wheat diffuse anodized trim
- LT6AP** Pewter diffuse anodized trim
- LT6AB** Black diffuse anodized trim
- LT6WH** Smooth white trim
- LT6AG** Graphite diffuse anodized trim
- LT6AM** Mocha diffuse anodized trim



Housings

- RC6** New construction 12W recessed housing
- RR6** Retrofit 12W recessed housing
- SC6** Surface mount cylinder
- C6** Conversion kit for 6" pan-style housings

EnduraLED™ R20 (NR-63)

The Phillips EnduraLED™ R20 (NR-63) (1) floods make downlighting simple. With only 7 watts of power and very long life, they eliminate the hassle of repeated re-lamping in busy areas. Installation into existing fixtures brings innovation to familiar applications.



EnduraLED™ PAR Indoor Reflectors

The Phillips EnduraLED™ PAR indoor reflectors with high brightness LEDs are suited for track and recessed lighting. Energy saving, long life LED PAR lamps install into existing fixtures, can lower cost with reduced wattage and re-lamping frequency.



EnduraLED™ MR16 (10°/25°)

The Phillips EnduraLED™ MR16 (1) lamps provide ambient level light with only 4 watts of power. The lamps are ideal for track and open recessed fixtures in rooms, hallways, lobbies and retail displays.



EnduraLED™ A55 "A-Shape"

The Phillips EnduraLED™ "A-Shape" (1) elegant design provides a diffuse light source when accenting a wide area. It is ideal for 24/7 accent applications in retail, hospitality and residential spaces. With only 7 watts of power and very long life, they eliminate the hassle of repeated re-lamping in busy areas.



EnduraLED™ Candle

The Phillips EnduraLED™ Candles (1) offer decorative energy saving ambience with the elegant effect of incandescent candles. The unique design provides light in all directions, giving lighting designers a long life alternative to incandescent sources.





GE CONSUMER & INDUSTRIAL LIGHTING

(CALL FOR PRICING)



PAR20

GE's new 7 Watt Light emitting Diode (LED) PAR20 lamp brings energy savings in downlight applications. This lamp's long life makes it an ideal solution for hard to reach light fixtures.

Outstanding energy efficiency

Compared to standard 30 watt incandescent R20 reflectors, GE's LED PAR20 uses only 7 watts, reducing energy consumption by 77%. The lamps optics concentrates light on the target, diminishing wasted extraneous light and increases the CBCP from 230 for a 20 degree incandescent R20 to 1200 for a 20 degree LED PAR20.

Long life = Labor Savings

20,000 hours rated life to 70% of initial light output.

Halogen-like color - Warm, pleasing (3000K).

Excellent color rendering - CRI-82

GE LED Lamps



PAR30

GE LED Short & Long Neck Lamps

GE's new 10 Watt Light emitting Diode (LED) PAR30 lamp bring energy efficient, long life and environmentally conscious options to traditional downlight applications.

Outstanding energy efficiency

Compared to standard 45 watt incandescent R30 reflectors, GE's LED PAR30 uses only 10 watts, reducing energy consumption by 78%. The lamps optics concentrates light on the target, diminishing wasted extraneous light and increases the CBCP from 300 for an incandescent R30 to 1400 for a 24 degree LED PAR30.

Long life = Labor Savings

20,000 hours rated life to 70% of initial light output.

Halogen-like color - Available in 3000K.

Excellent color rendering - CRI-82

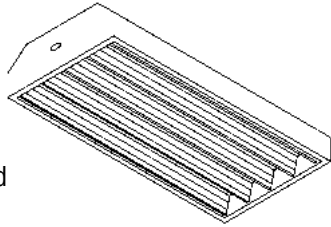


GE Product Code	Nominal Description	Watts	Pack Size	Rated Initial Lumens	Rated Life* (Hours)	CRI	Color Temp	CBCP	MOL (in.)	Base Type
CANDLES										
76453	LED2CAM/W/TP-CA10	2	3	60	12,000	82	290		4.5	Med
76454	LED2CAM/C/TP-CA10	2	3	60	12,000	82	2900		4.5	Med
76455	LED2CAC/W/TP-CA10	2	3	60	12,000	82	2900		4.1	Cand
78822	LED2CAC/W-CA10	2	48	60	12,000	82	2900		4.1	Cand
76456	LED2CAC/C/TP-CA10	2	3	60	12,000	82	2900		4.1	Cand
78823	LED2CAC/CLR-CA10	2	48	60	12,000	82	2900		4.1	Cand
GLOBES										
76451	LED2G16M/W/TP-G16.5	2	3	60	12,000	82	2900		3.2	Med
76452	LED2G16M/C/TP-G16.5	2	3	60	12,000	82	2900		3.2	Med
76449	LED2G16C/W/TP-G16.5	2	3	60	12,000	82	2900		3	Cand
76450	LED2G16C/C/TP-G16.5	2	3	60	12,000	82	2900		3	Cand
76464	LED2G25M/W/TP-G25	2.8	3	80	12,000	82	2900		4.3	Med
78824	LED2G25M/W-G25	2.8	48	80	12,000	82	2900		4.3	Med
76465	LED2G25M/C/TP-G25	2.8	3	80	12,000	82	2900		4.3	Med
78825	LED2G25M/CLR-G25	2.8	48	80	12,000	82	2900		4.3	Med
A-15										
76457	LED2A15W/TP	2.5	3	80	12,000	82	2900		3.5	Med
78655	LED2A15W	2.5	48	80	12,000	82	2900		3.5	Med
76458	LED2A15C/TP	2.5	3	80	12,000	82	2900		3.5	Med
78656	LED2A15CLR	2.5	48	80	12,000	82	2900		3.5	Med
76459	LED1A15R/TP-Red	1	3		12,000				3.5	Med
76460	LED1A15B/TP-Blue	1	3		12,000				3.5	Med
76461	LED1A15G/TP-Green	1	3		12,000				3.5	Med
NIGHT LIGHTS										
76422	LED1C7W/CD/2-C7	.5	6		12,000		2800		2	Cand
78953	LED1C7W/C/CD/2-C7	.5	6		12,000		2800		2	Cand
energy smart® Reflectors										
GU10										
73153	LED1GU10//NFL/CD	1	3	35	12,000	70	5500K	100	2.13	2.0
75625	LED4GU10//NFL/CD	4	3	100	12,000	82	3050K	250	2.13	2.0
75865	LED4GU10//NFL/TP	4	3	100	12,000	82	3050K	250	2.13	2.0
PAR20										
75353	LED7P20/B/827/20	7	6	200	20,000	82	2700K	1200	3.93	2.5
73717	LED7PAR20/SP10	7	6	200	20,000	82	3000K	4500	3.93	2.5
73718	LED7PAR20/NFL20	7	6	200	20,000	82	3000K	1200	3.93	2.5
73716	LED7PAR20/NFL/CD	7	3	200	20,000	82	3000K	1200	3.93	2.5
PAR30 SHORT NECK										
76144	LED10P30/5827/24	10	6	320	20,000	82	2700K	1300	3.62	3.75
75613	LED10P30/5830/24	10	6	340	20,000	82	3000K	1400	3.62	3.75
75393	LED10P30/NFL/3PK	10	3	340	20,000	82	3000K	1400	3.62	3.75
75376	LED10P30/NFL/TP	10	3	340	20,000	82	3000K	1400	3.62	3.75
PAR30 LONG NECK										
76145	LED10P30LS827/24	10	6	320	20,000	82	2700K	1300	4.75	3.75
75614	LED10P30LS830/24	10	6	340	20,000	82	3000K	1400	4.75	3.75
75394	LED10P30L/NFL/3PK	10	3	340	20,000	82	3000K	1400	4.75	3.75
75377	LED10P30L/NFL/TP	10	3	340	20,000	82	3000K	1400	4.75	3.75

T5 HIGH BAY

SERIES 555 HIGH/LOW BAY INDUSTRIAL FIXTURE

- Designed to replace HID fixtures
 - T5 HO lamp (4-lamps) technology eliminates restrike delay and maintains a higher percent of rated lumens
 - Provides 82 CRI, operates cooler and uses significantly less energy than HID's
 - Reflector design provides maximum system performance
 - MIRO 4 high reflective finish
- * *Local Manufacturer*



\$125.81

EXIT SIGNS and EMERGENCY LIGHTING

LED EXIT SIGN

\$28.10

White, Black, Red or Green

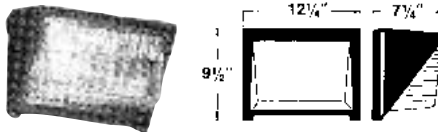
- Advanced LED technology provides bright, even illumination for visibility and safety.
- Long-life energy-efficient LEDs reduce annual energy consumption.
- 1.0 Watt consumption (Red 120V only).



STONCO LIGHTING PRODUCTS

WPM SERIES WALLPRISM

- *70 watts to 400 watts
- *High Pressure Sodium
- *Metal Halide



Applications: Security, accent and perimeter lighting. Lighting over entrance ways and garage doors, indoor parking garages, tunnels, overpasses and alleys.

High Pressure Sodium (lamp included)

250-Watt **\$198.57**

Metal Halide (lamp included)

175-Watt **\$183.93**



SLM SERIES MAXI-FLOODS

- *175 watts thru 400 watts
- *High Pressure Sodium
- *Metal Halide



Applications: Security, roadway, accent, recreational and sign lighting. Design complements SLA Mini-Flood series. Cut-off optics controls light trespass.

High Pressure Sodium (lamp included)

250-Watt **\$178.57** 400-Watt **\$181.43**

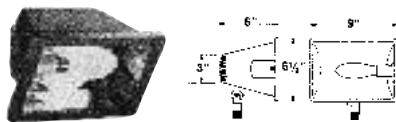
Metal Halide (lamp included)

250-Watt **\$218.21** 400-Watt **\$221.57**

TLX SERIES TWILIGHTER

MINI-FLOOD

- *150 watts
- *High Pressure Sodium



Applications: Any outdoor floodlighting application requiring wide beam spread and an architectural, compact design. Typical applications include security, accent, recreational and parking lot lighting.

High Pressure Sodium (lamp included)

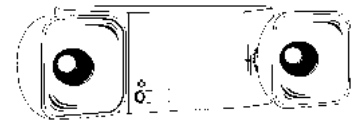
70-Watt **\$78.21** 150-Watt **\$78.21**

EMERGENCY LIGHT

\$34.95

White or Black

- Contemporary style with a clean, low profile compact design - can be field mounted in tandem to Eclipse LED Exit Sign.
- Low power consumption.
- Field-adjustable high-output lampheads, provide superior path of egress illumination and safety.
- 6V maintenance-free sealed lead calcium battery.



We will beat any confirmed competitive pricing by 10%.

COMBINATION UNIT

\$54.66

White, Black, Red or Green

- Factory assembled in tandem - Eclipse LED Exit Sign and Eclipse Emergency Light.
- Advanced energy-efficient LED technology combined with superior emergency lighting capabilities.

